

Colorectal cancer accounts for **10.2% (1.8 millions new cases)** of the global cancer incidence and **9.2% (881 000 deaths)** of the global cancer mortality (Source: GLOBOCAN 2018).

This fact sheet presents the programme, screening status, and the organization of the screening programme according to the most up-to-date information received. The year of data collection may differ across the countries.

### Protocol used

	Initiation year	Screening test	Target age (years)	Screening interval (years)	Population-based?	Examination coverage (%)
Austria	2003	FIT Colonoscopy	40-80 50+	1 6	✓	–
Belgium	2009	FIT Colonoscopy	50-74 56-74	2 10	✓	FIT in Flanders: 46.7 gFOBT: 5.6
Bulgaria	–	–	–	–	✗	–
Croatia	2008	gFOBT	50-74	2	✓	–
Cyprus	2013	FIT	50-69	2	✓	–
Czechia	2000	FIT Colonoscopy	50+ 55+	1 (50-54 FIT) 2 (55+ FIT) 10 (colonoscopy)	✓	FIT: 33.9 Colonoscopy: 1.8
Denmark	2014	FIT	50-74	2	✓	–
Estonia	2016	FIT	60-69	2	✓	–
Finland	2004	gFOBT	60-69	2	✓	gFOBT: 16.5
France	2002	gFOBT	50-74	2	✓	FIT in Calvados: 20.1 gFOBT: 23.7
Germany	1974	FIT gFOBT Colonoscopy	50-74	1 (50-54 gFOBT) 2 (55+ gFOBT) 10 (55+ colonoscopy)	✓	–
Greece	–	FIT Colonoscopy	50-70	2 (gFBOT) 5 (colonoscopy)	✗	–
Hungary	2007	FIT	50-70	2	✓	–
Ireland	2012	FIT	60-69	2	✓	–
Italy	1982	FIT	50-69	2	✓	FIT: 26.3 Sigmoidoscopy: 0.3
Latvia	2009	gFOBT	50-74	1	✗	–
Lithuania	2009	FIT	50-74	2	✓	FIT: 53.1
Luxembourg	2016	FIT/Colonoscopy	55-74	2	✓	–
Malta	2013	FIT	55-66	2	✓	–
Netherlands	2014	FIT	55-75	2	✓	FIT: 26.5
Poland	2012	Colonoscopy	55-64	10+	✓	–
Portugal	2009	gFOBT	50-70	2	✓	–
Romania	–	–	–	–	✗	–
Slovakia	–	–	–	–	✗	–
Slovenia	2009	FIT	50-74	2	✓	FIT: 47.1
Spain	2000	FIT	50-69	2	✓	FIT: 8.6
Sweden	2008	gFOBT	60-69	2	✓	gFOBT: 2.7
United Kingdom	2006	gFOBT/Flexible Sigmoidoscopy	60-74	2	✓	gFOBT: 42.6

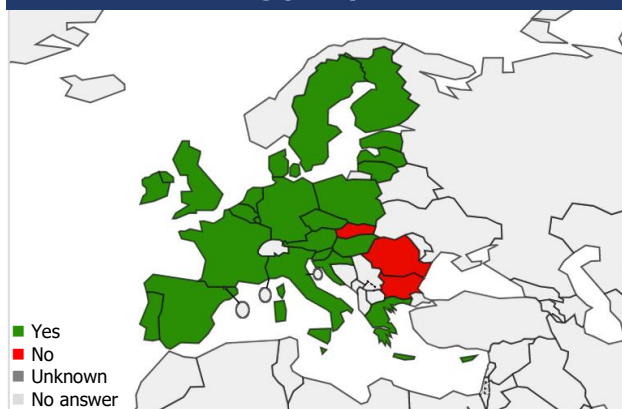
For further details please contact us at [canscreen5@iarc.fr](mailto:canscreen5@iarc.fr)

Or visit our website: <http://canscreen5.iarc.fr>

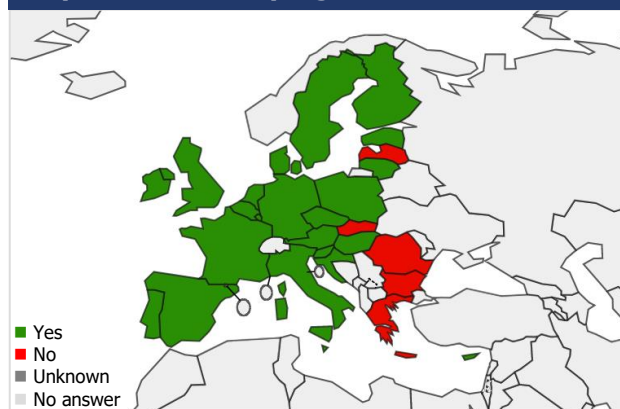
International Agency for Research on Cancer



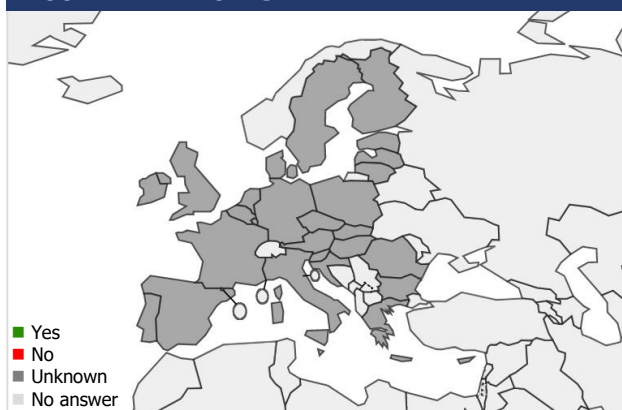
## National screening policy



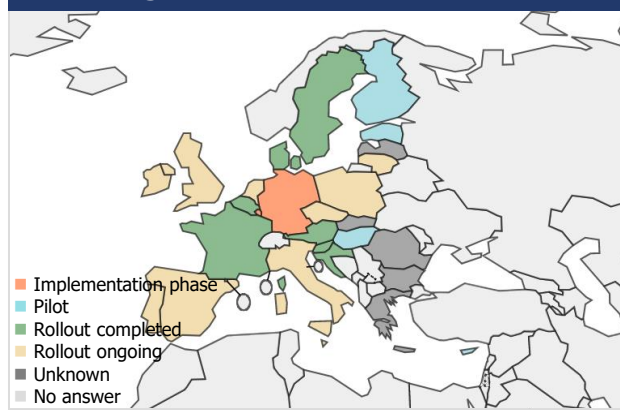
## Population-based programme



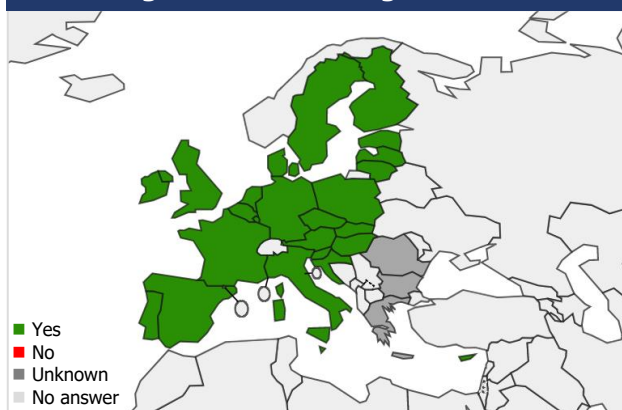
## Opportunistic programme



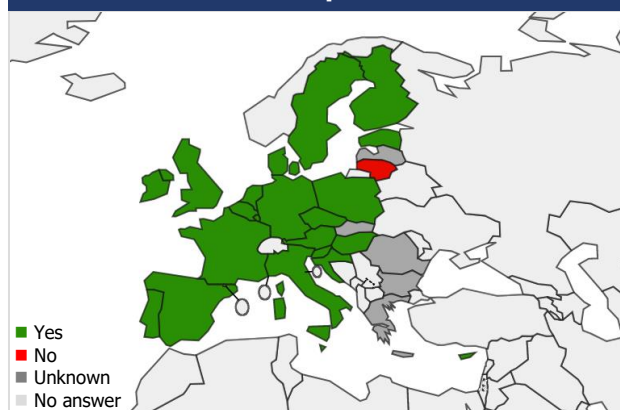
## Screening status



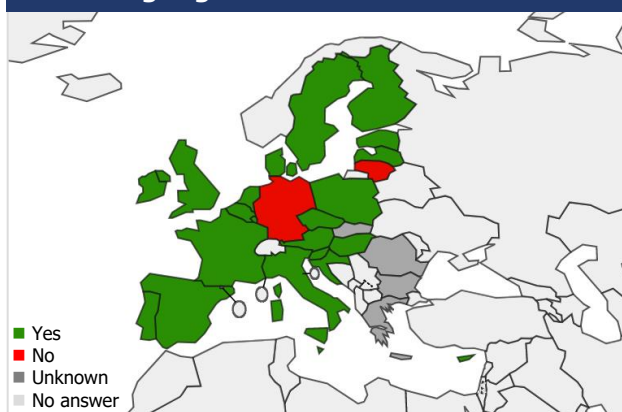
## Screening test free of charge



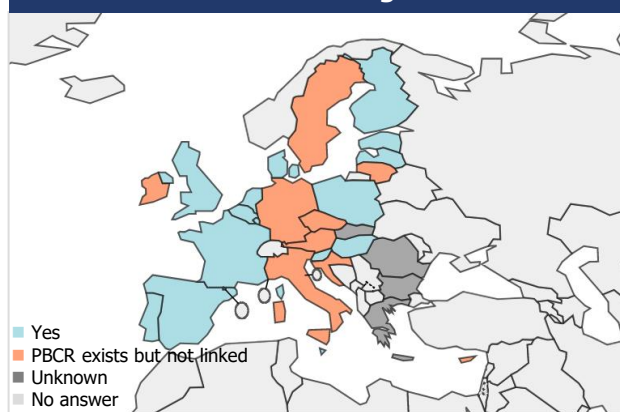
## Dedicated team for implementation



## Screening registries



## Data linked with cancer registries



**Disclaimer:** The fact sheet was prepared based on the data provided by data providers selected by the CanScreen5 project or data available in the public domain. All rights reserved. The designations employed and the presentation of the material in this publication do not imply the expression of any opinion whatsoever on the part of the World Health Organization/International Agency for Research on Cancer concerning the legal status of any country, territory, city or area or of its authorities, or concerning the delimitation of its frontiers or boundaries. Dotted and dashed lines on maps represent approximate borderlines for which there may not yet be full agreement.